

# THE CHARTER HIGH SCHOOL FOR LAW AND SOCIAL JUSTICE



**EXCELLENCE • CHARACTER • COURAGE • COMMITMENT**

## **Agenda For The Board of Trustees Meeting**

**October 16, 2021, 5:00 p.m.**

**In-Person and via Zoom**

**Preliminary: Board Development (5:00 pm):**

**Charter Finance—Digant Bahl, Accounting Solutions of NY**

6:00 pm:

1. Welcome and Call to Order (3 minutes)
2. Consent Agenda (Items on the Consent Agenda are automatically approved unless a Board member removes an item from the consent agenda. In that event, the item will be subject to Board approval by majority vote.)
  - a. Approval of August Minutes
  - b. New Employees (3 minutes)
3. Financials- Mr. Burke (10 minutes)
4. Executive Director (15 minutes)
  - b. Discussion on re-opening
5. Chairman Report (20 minutes)
6. Committee Reports-None (20 minutes)
  - a. Finance Committee-met on 10/19
  - b. Academic Committee-
  - c. Fundraising- met on 10/12
  - d. Governance- Board Retreat-notes attached
7. New Business: (20 Minutes)
8. Statements from Members of the Public  
Any member of the public who signed up to speak may speak in conformity with the School's Open Meetings Law Policy.
9. Next Meeting: November 18, 2021, 6:00 pm
10. Motion to Adjourn

# THE CHARTER HIGH SCHOOL FOI AND SOCIAL JUSTICE

EXCELLENCE • CHARACTER • COURAGE • COMMITMENT



## Minutes–Board of Trustees Meeting

September 21, 2021, 6:00 p.m.

**In-person: John Callahan**

**By Zoom Conferencing: Rick Marsico, Denis ORourke, Linnet Tse, Sarah Fuentes, , Dan Sang, Jumaane Saunders,**

**Absent: Janine Azrilliant, Christian Bannerman, Charmone Adams**

**Executive Director Richard Burke, In-person,**

Welcome and Call to Order- Mr. John Callahan welcomed and called the Meeting to Order at 6:05 PM, thanked everyone for attending. Mr. Callahan thanked Amy Wallace for her Board Development presentation on the Street Law and NYLaw School partnership and in school classes. Mr. Callahan reviewed that the Board would meet early on many upcoming Thursday meeting dates to continue the Board Development plan. The next one would be with Mr. Digant Bahl, our Financial consultant, who would review Charter School financing and other financial issues.

Mr. Callahan then spoke about the Board retreat on September 18 in the school and how that was also part of the Board Development plan.

Mr. Callahan asked if anyone had any questions on Consent Agenda, and he mentioned that Mr. Marsico had wanted to talk about the Union contract and a discussion followed, With everyone approving the new contract.

### Financials-

Mr. Burke began reviewing the financials and shared his screen. Mr. Burke said that our finances are in good shape with 178 days of cash on hand. Mr. Burke mentioned that there had been a Finance Committee phone call earlier in the week that went into great detail on the financials. He reviewed the main points of the Financials, and there were no questions.

### Executive Director Report:

Mr. Burke spoke about the opening of school, the summer PD, and how smoothly everything was moving. Mr. Burke talked about the STAR testing that was now ongoing. He reviewed hiring and the difficulty of finding suitable candidates. Mr. Burke spoke about the positivity of staff and scholars. He reviewed that the enrollment is 441.



Mr. Callahan asked about vaccinations in the school. Mr. Burke reported that we are pushing hard, but the vaccinations we know of are 42 and permission slips are at 67, but we expect many more vaccinations with sports and after school.

Chairman Report –

Mr. Callahan then reviewed details about the construction and the Saturday Board Retreat. Mr. Callahan asked Mr. Burke about the help for the gardens from Bronx Botanical Gardens, and he mentioned the muralist Alice Mizrachi.

Mr. Callahan then called for Committee Reports-Mr. Callahan reported that we had discussed the Finance Committee earlier, and there was a meeting this past Tuesday.

Academic Committee- Ms. Fuentes mentioned there was no meeting until after The STAR testing takes place.


Fundraising Committee-No meeting, and Mr. Callahan mentioned that this would happen in September.

New Business:

Mr. Sang talked about the possibility of Mr. Marsico using Columbia Business school volunteers.

Mr. O'Rourke moved to adjourn, seconded by Ms. Azriliant, and approved at 7:40 PM.

Next Meeting: October 21. 2021, 6:00 PM

  
\_\_\_\_\_  
John Callahan  
10/1/21

# THE CHARTER HIGH SCHOOL FOR LAW AND SOCIAL JUSTICE



---

**EXCELLENCE • CHARACTER • COURAGE • COMMITMENT**

## August & September New Hires

<b>Employee Name</b>	<b>Title</b>	<b>Start Date</b>
Diaz, Laurie	SUB TEMP	8/30/21
Grant, Christopher	Science Teacher	8/31/21
Ryan, Matthew	History Teacher	8/27/21

# Laurie Diaz

Innovator | Culture Builder | Story-Teller | Mentor & Community Strategist

I aim to inspire hope, ignite the imagination, and instill a love of learning.

## EXPERIENCE

### Chanel, Atelier Beauté Chanel-Education & Head of Apprenticeship Program

November 2018 - August 2021

- Lead company-wide education of product, sales trends, and brand heritage
- Operated mentorship and education programming
- Introduced innovative apprentice partnerships in collaboration with nonprofits and educational centers

### Chanel, The Black Employee Collective (BEC)—Community Pillar Co-Chair

June 2020 - August 2021

- Created the first Black employee resource group as lead and Community Co-chair
- Managed communication of career development opportunities, access to skill enrichment course work, and community eventing
- Consult and influenced D&I initiatives within the broader organization

### HEAF, Harlem Educational Activities Fund — Tutor & Program coordinator

February 2019 - February 2021

- Tutored yearly cohorts of senior and junior youth class (grade 6-12)
- Coordinated daily program activities & assist with supervision of all high expectation program tutors and volunteers
- Achieved a student attendance rating of 98%

### Make the Road, New York — Volunteer

January 2019 - April 2014

- Supported adult literacy students to develop English skills or pass their citizenship exams
- Provided key support through administrative work, outreach, community education, and civic engagement activities.

## EDUCATION

City University Of New York,  
Lehman College 2012  
B.A in Psychology

## PROFESSIONAL SKILLS

- Technical Skills: Gsuite, MS, Adobe, Salesforce & Google Classroom, and Zoom proficient
- Point of Sales Systems: Quickbooks, Square, Salesforce Commerce Cloud
- 2 yrs experience working with youth in grades 6-12

## PERSONAL SKILLS

- Leads with empathy and emotional intelligence
- Liminal & innovative thinker
- Strong organizational, computer, and interpersonal skills
- Passionate about building equity in spaces for communities of color
- Voracious reader

## LANGUAGES

- Fluent in Spanish
- Conversational in Portuguese & French



# Christopher A. Grant

---

## Professional Experience

### Dr. Richard Izquierdo School for Health and Science Services Bronx, NY

Sep. 2019 - Present

- Organized and analyzed student/teacher grade data creating progress plans to increase standardized test scores by 30%.
- Implemented new system to deliver actionable insights on student driven data sets in a short time frame increasing efficiency by 10%.
- Created a streamlined method of communication with parents to increase participation in PTA meetings from 30 to 80%.
- Hosted staff workshops named "Reversing Racism" aim to deconstruct racism and identify prejudices that measure against factual evidence leading to lower behavioral issues reported by 10%.

### White Plains Public Schools (Homebound Instructor: Grades K-12) White Plains, NY

Sep. 2018 - Sept 2019

- Created individualized progress improvement plans with student's subject teachers to facilitate assignment completion leading to an increase of at least 40% final grade improvement.
- Coordinated workshops across various grades to assess behavioral baselines and developed strategies to improve upon participation in school activities.

### Icahn 6 Charter School (Special Edu. Teacher Support Services (SETSS): Grades 7-8) Bronx, NY

Aug. 2017 - Feb. 2019

- Created strategies for learning NYS Common Core Science Standards for faculty; leading to increased participation in professional development workshops.
- Worked with cross functional teams to create process for identifying student learning styles to create inclusive learning environment.
- Led enrollment process for community events by creating recruitment strategies for local community job fairs which lead to an increase in applications by 30%.

### Icahn Charter School (General Education Teacher Grade: 6) Bronx, NY

Sep. 2016 - Jul. 2017

- Created differential lesson plans for new students to assist with skills improvements and decrease amount of behavioral issues by 50%.
- Developed assessment strategies in accordance with common core state standards that improved school rating leading to Blue Ribbon Award, students tested within the top 10% of the country for reading and writing exams.
- Implemented technology solution for school by creating a plan and training staff members on capabilities of G-suite.

### Yonkers Public School (Special Education Teacher) (Grade 8-12) Yonkers, NY

Oct. 2013 - Jan. 2016

- Formulated behavioral intervention plans and advocated for disability accommodation for students; oversaw that their accommodation needs were cared for by staff and approved by school board.
- Worked collaboratively with co-teacher to create student performance and improvement process plans; led to an increase in language arts regents' grade by 40%.

### New Visions Charter School for Advanced Math and Science (Grades: 9-11), Bronx, NY

Jul. 2014 - Mar. 2015

- Developed and implemented "Individualized Education Program" by screening skills and areas of development for students; process for screening adopted by the entire school.
- Improved general curriculum to meet the needs of students and increase understanding; leading to increase final average grade of 70%.
- Served on the Community & Family Engagement Committee and created after school events to increase student body engagement.

### NYC Dept. Of Education (Mott Hall Bronx High) (Grades 9-11) Teacher, Bronx, NY

Sep. 2012 - Sep. 2013

- Managed and taught a self-contained classroom while declassifying special needs students by 2% through weekly 1 on 1 sessions.
- Worked as an integrated co- teacher towards the Earth Science regent's examination improving the passing grade by 20%.
- Created new organizational systems for grade team while serving as the team's secretary; increased grade submission efficiency by 40%.

---

## Additional Experience and Leadership

### Mayor's Office Queensbridge Action Plan Program, Youth Mentor

- Created programming to meet a variety of needs which ranged from supporting parents needs and providing young adults with resources for better life skills which lead to an increase school attendance for the young adults.

### Yonkers Public School, Hiring Committee

- Facilitated and oversee committee meeting while maintaining compliance with direct policies and procedures for state and federal laws.

### Riker's Island Improvement through Improv, Creator

- Developed a improvisation curriculum for youth ages 16-18 to decrease disciplinary reprimand by implementing a constructive method of rehabilitation within the confines of the prison which led to 75% behavioral improvement with the youth; improving coping skills.

---

## Certifications and Skills:

NYSED Students with Disabilities Grades 7-12 (Generalist) (2014) • Frontline Special Ed & Interventions • Smartboards • Interwrite Boards  
• Go Guardian • Pupil Path • Google Suite • Microsoft Office

---

## Interest:

Bilingual (Spanish), Stand-up Comedy, Traveling

---

## Education:

CUNY Lehman College, *Master of Science in Special Education*  
College of Mount Saint Vincent, *Bachelor of Arts in History*

May 2014  
May 2009

## OBJECTIVE

---

To obtain a teaching position in **Social Studies** at the secondary level

## EDUCATION

---

State University of New York at New Paltz

**Bachelor of Social Studies in Adolescence Education**

Dean's List Spring 2018- Spring 2021

## CERTIFICATION

---

**New York State Emergency Covid Initial Certification in Adolescent Education Social Studies (7-12)**

## TEACHING EXPERIENCE

---

**Student Teacher I** Spring 2021 Semester

Amityville High School, Amityville, New York

- Took full control of four 10th grade global history classes
- Planned and taught lessons, graded classwork, created grading rubrics, created assessments and managed the classroom
- Due to the pandemic a heavy emphasis was placed on technology, greatly improving my technological skills

**Fieldwork Observer 2 I** Spring 2020 Semester

Washingtonville Middle School, Washingtonville, New York

- Observed three separate 6th grade classes ranging from Social Studies to English, of Enriched, Regents and General level varying in classrooms from 5 to 30 students

**Fieldwork Observer I** | Fall 2019 Semester

Washingtonville High School, Washingtonville, New York

- Observed three separate 9th grade Global Studies classes of Enriched, Regents, and General level varying in classrooms from 10 to 30 students
- Observed courses in Medieval European History, Crusades, and Renaissance
- Observed Social Studies departmental professional development meeting
- Attended Washingtonville Central School District Board of Education meeting

## WORK HISTORY

---

**Host** | January 2020- May 2020

Stonehenge restaurant, Town of Esopus, New York

**Cashier** | January 2015- December 2019

CVS pharmacy, Levittown, New York

## COMPUTER SKILLS

---

Proficiency in Microsoft Windows, Microsoft Office, Microsoft PowerPoint, Microsoft Movie Maker, YouTube, Google Earth, Google Earth Movie Maker, Google Maps, Adobe Photoshop, Smartboard, Zoom, Google Meets, Google Jamboard

# THE CHARTER HIGH SCHOOL FOR LAW AND SOCIAL JUSTICE



**EXCELLENCE • CHARACTER • COURAGE • COMMITMENT**

## **Notice of Meeting of Board of Trustees for The Charter High School for Law and Social Justice Thursday, October 21, 2021, at 6:00 PM**

1960 University Avenue  
Bronx, NY 10453  
or By Zoom

**Join Zoom Meeting**  
**<https://zoom.us/j/6865417959>**

Meeting ID: 686 541 7959  
One tap mobile  
+13017158592,,6865417959# US (Washington D.C)  
+13126266799,,6865417959# US (Chicago)  
Dial by your location  
+1 301 715 8592 US (Washington D.C)  
+1 312 626 6799 US (Chicago)  
+1 646 558 8656 US (New York)  
+1 253 215 8782 US (Tacoma)  
+1 346 248 7799 US (Houston)  
+1 669 900 9128 US (San Jose)  
Meeting ID: 686 541 7959

**Find your local number: <https://zoom.us/u/abm3o7JNqf>**

All invited  
For more information, please contact [admin@CHSLSJ.org](mailto:admin@CHSLSJ.org)  
or Board Chair Jack Callahan, [JCallahan@CHSLSJ.org](mailto:JCallahan@CHSLSJ.org).

### **Other Locations:**

Christian Bannerman - 940 Pearl Drive San Marcos California 92078  
Charmone Adams -66 Hunter Ave New Rochelle, NY 10801  
Sarah Fuentes – 59 Sumner Ave. Yonkers, My 10704  
Denis O'Rourke - 200 California Road #15, Bronxville, NY 10708  
Jumaane Saunders - DE. 6 Calle de Villas, Cabarete DR  
Linnet Tse - 30 Dante St, Larchmont, NY 10538  
Janine Azriliant - 17 Bridle Path, Remsenburg, NY 11960  
Richard Marsico - 534 Prospect Ave.Mamaroneck, NY 10543  
Dan Sang - 15 West 11th Street, New York, NY 10011




*THE CHARTER HIGH SCHOOL  
FOR LAW AND SOCIAL JUSTICE*

*BOARD DEVELOPMENT  
RETREAT*

*RAW NOTES DOCUMENT*

*SEPTEMBER 18, 2021*



*Rich Rivera*

*Renew & Redesign Consulting*

*917-747-7667*

*[richrivera@rrcllc.org](mailto:richrivera@rrcllc.org)*

### **Mission/Vision**

- Revisit the mission/vision considering current trends.
- Who developed the vision and core values? What was the context?

### **Parent Engagement**

- Parent involvement.
  - Being more inclusive and open.
  - Respond to the language challenge. (Spanish)
  - Create understanding about the role of the board.
  - Figure out ways that we as a board can be more transparent.
  - Explore doing townhalls with parents.
- Parent community member on board of directors?

### **Academics/Academic Committee**

- Staff should join us throughout the year to discuss outline of curriculum.
- Create better understanding of formative, summative, assessments.
- Enhance the dashboard and place it in a shared drive.
- The Academic Committee should present its plan to the board.
- Sit in on department meetings as a way to give feedback.

### **Board Education/Development**

- Conduct board education on finance and explain the audit.
- Need fundraising capacity on the board.
- Work on a board recruitment plan with agreed upon priorities.
- Complete an emergency succession plan as well as a succession plan. The school leader can be helpful with developing and identifying successor principals.

### **School Culture/Performance**

- What does it mean to move to a restorative culture?
- Are our students really graduating? Track and improve post grad results.
- Develop back-up plans (beyond law school, i.e., para-legal, social justice work)
- What are the “justice” opportunities for our students?

## **Trends/Developments In The External Environment That May Impact Our School Staff and The Families We Serve (Raw Post-It Notes)**

---

### **Pandemic**

- Covid variant uncertainty.
- Covid in NYC, continued expansion.
- Possibly vaccine requirements. (10% vac.?)
- “Covid slide” loss of learning or increased gaps due to interrupted learning.
- Covid vaccine hesitancy in Black/Hispanic neighborhoods.
- Impact of pandemic on family economics.
- Pandemic infections, disease.
- Pandemic – social impact on economics, education. Which industries? Types of careers? Prepare students for a new reality.
- Pandemic impact/precautions = normal curriculum.
- Masking controversy.
- Covid recovery.

### **Academics/College Prep**

- College law education affordability vs. practicality.
- Career prep vs. college acceptance.
- “Content” outdated life skills instead.
- Impact of ELA and old common core on other subjects.
- More students to take APS.
- Increase academic vigor and mastery.

### **Race**

- Critical race theory.
- BLM/Racial sensitivities.
- Student voice, social movements, and resistance during racial inequity/systemic racism.
- Racial and economic injustice.

### **Economy**

- City and State finances that will affect funding of school.
- Trends/disruptions in macro economy that could impact families of students, staff.

### **Politics**

- NYC Mayor.
- Political changes. (Need for informed civic engagement)

### **Climate Change**

- Climate change.

### **Logistical Challenges**

- Logistical challenges.
- Space will be our biggest issue.
- Possibly have two different buildings/two schools.
- Having three lottery applications will be a challenge.

### **School/Staffing/Funding**

- What will be the impact on existing school/staff? Will it delete resources?
- Will moving forward with the expansion plan, spread Rick's leadership too thin?
- Rick needs a renewal expansion specialist. (Mary Grace)
- What is the financial model that will support expansion?

## WHAT ARE OUR NEXT STEPS?

### Jumaine

---

**Self:** Accountability and review dashboard improvement.

**Board:** Let's have an uncomfortable in-depth conversation on the expansion.

### Sarah

---

**Self:** Speak up, step-up my effort and involvement on the Academic Committee. Revise academic dashboard. Conduct regular and consistent meetings, engaging the A.C.

**Board:** Review notes from today, prioritize to do's, assign deadlines, responsibilities.

### Linnet

---

**Self:** Review training needs regarding finance with Finance Committee.

**Board:** As a board, continue to discuss/investigate/include needs of stakeholders, students, teachers, and families.

### Daniel

---

**Self:** More individual communications.

**Board:** More in person meetings. (Dynamics of today different than in Zoom)

### Christian

---

**Self:** Pursue creative ways of fundraising.

**Board:** Learn more about SED expansion approval. Systems thinking is important!

### Jack

---

**Self:** Move to organize fundraising committee.

**Board:** Incorporate the information learned today unto the board's agenda.

### Rick

---

**Self:** Re-energize efforts to build NYLS and CHSLSJ, partnership.

**Board:** Support RB's efforts to develop a strategic plan that includes fundraising, academics, and the expansion.

### Dennis

---

**Self:** Work with Academic Committee more fully in achieving goals stated today and updating dashboard. The terms defined explained and made simple for the board to understand.

**Board:** Clarify and define terms so we truly understand what we are talking about.

- Mission statement
- Update language
- Discussion on what we mean when talking about social justice.



**Financial Report**  
For the Period Ending September 30, 2021  
**Fiscal Year 2021-22**  
with June 30, 2021 and 2020 Statements

**Table of Contents**

1	Financial Report for Period Ending September 30, 2021 (Narrative)
2	Statements of Financial Position (Balance Sheet) at September 30, 2021 and June 30, 2021 and 2020
3	Summary Statements of Revenue, Support and Expenses at September 30, 2021 and June 30, 2021 and 2020
4	Detailed Statements of Revenue, Support and Expenses at September 30, 2021 and June 30, 2021 and 2020
5	Cash Flow Projection



# Charter High School For Law And Social Justice Data

## Notes to Financial Report For the Period Ending September 30, 2021

### Unencumbered Cash

<b>Total Cash and Equivalents</b>	<b>\$ 4,690,834</b>	<b>[a]</b>
<b>Encumbrances to Cash</b>		
Restrictions:		
Escrow	100,686	
Unearned Revenue (Advances Received but not Earned)	937,237	
	<b>1,037,923</b>	<b>[b]</b>
Vendor Obligations		
Accounts Payable	156,710	<b>[c]</b>
Total Cash Encumbrances	<b>1,194,633</b>	<b>[d] {[b] + [c]}</b>
<b>Unencumbered Cash Balance</b>	<b>\$ 3,496,201</b>	<b>[a] - [d]</b>

### Days of Cash on Hand

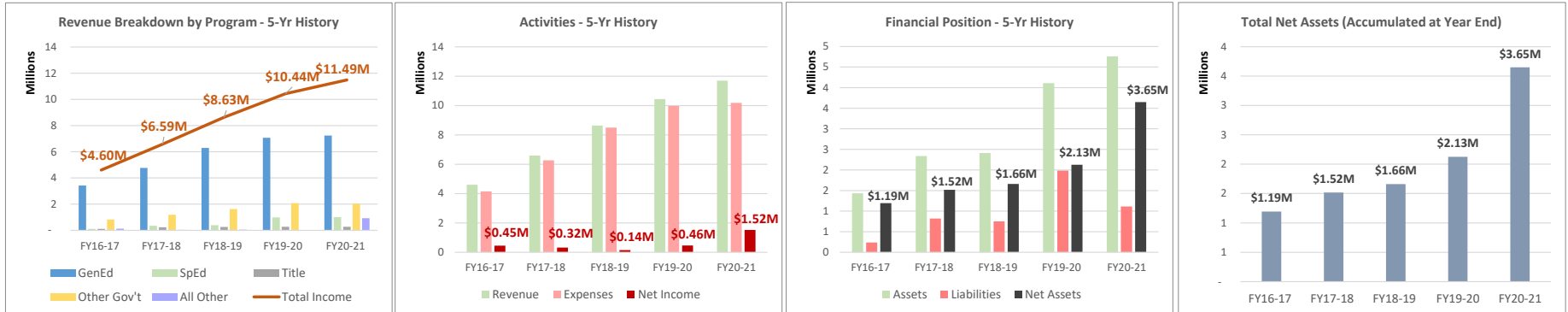
Total Fiscal Year 2021-22 Budgeted Expenses ( <b>excluding</b> Depreciation and Deferred Rent )	\$ 11,056,452
Average Daily Expenses ( <i>Total Projected Expenses ÷ 365</i> )	\$ 30,292
Total Cash Available for Operating Use ( <i>Total Cash - Escrow</i> )	\$ 4,590,148
Number of Days of Unrestricted Cash Available ( <i>Total Cash Available ÷ Average Daily Expenses</i> )	<b>151.5</b>

### Liquidity Measures

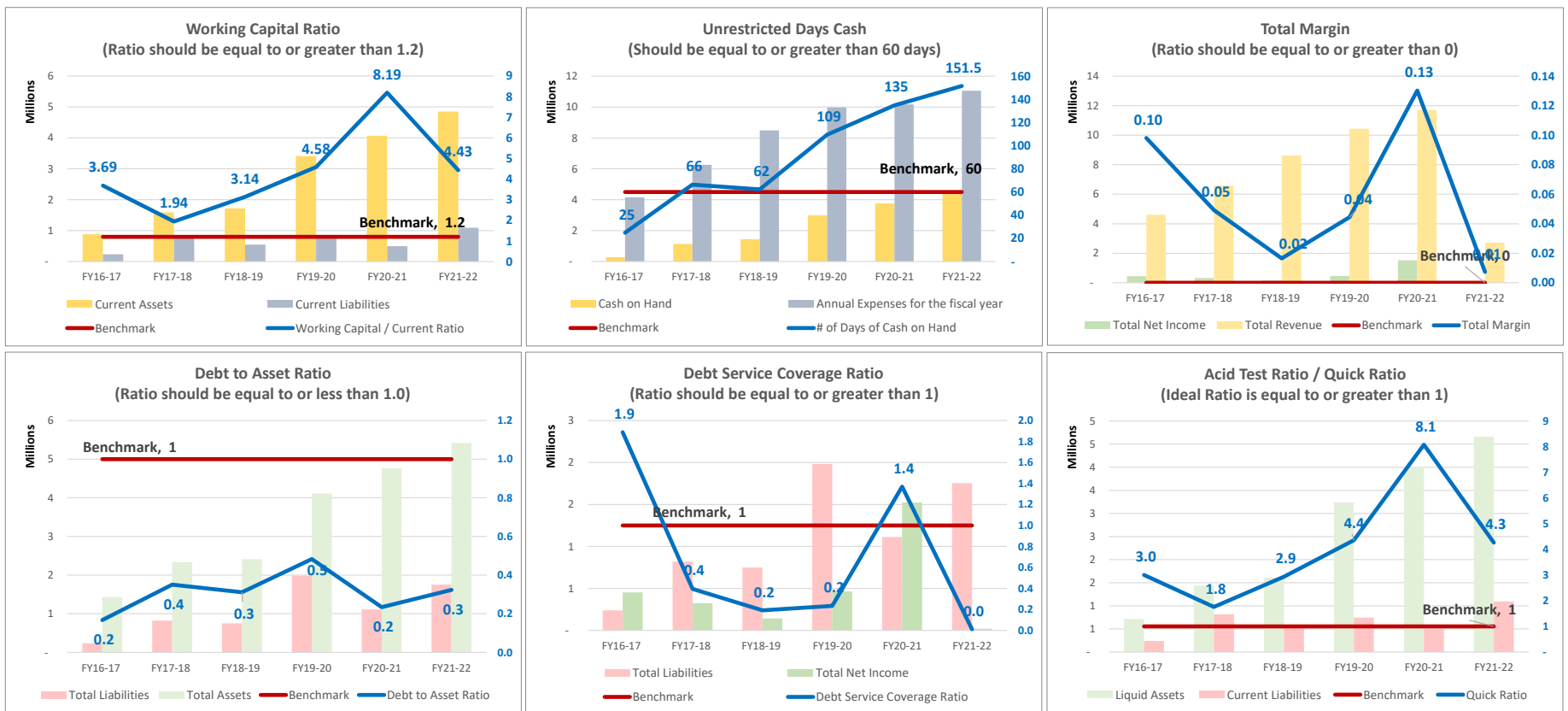
	<b>At 9/30/21</b>	<b>Benchmark</b>
• Current (Working) Capital Ratio - measures the School's ability to pay off its current liabilities (usually within one year) with its current assets such as cash and receivables. The higher the ratio, the better the School's liquidity position.	<b>4.4</b>	<b>1.2</b>
• Unrestricted Days Cash	<b>151.5</b>	<b>60.0</b>
• Debt to Asset Ratio - measures the School's assets that are financed by liabilities, or debts, rather than its equity. Greater than 1 indicates that the School's liabilities are higher than its assets	<b>0.3</b>	<b>1.0</b>
• Acid Test/Quick Ratio - indicates whether the School has sufficient short-term assets to cover its short-term liabilities.	<b>4.3</b>	<b>1.0</b>

# Charter High School for Law and Social Justice Fiscal Dashboard

## 5-Year Performance History



## Key Fiscal Indicators



# Charter High School For Law And Social Justice Data

## Notes to Financial Report For the Period Ending September 30, 2021

### Enrollment

#### General Education:

- The General Ed revenue is based on estimated 440 FTE students. A true-up of the FTE is done in the October invoice.

#### Special Education:

- The Special Ed revenue is base on 60.40 FTE students. A true-up of the FTE is done in the October invoice.

### Revenue and Support

#### Tuition & Lease Assistance

- Tuition revenue at Sep 30th totals \$2,619,971 or 26% of the Fiscal Year budget of \$10,496,949.
- General Ed revenue totals \$1,852,840 or 25% of the full year budget of \$7,411,800
- Special Ed revenue totals \$256,468 or 25% of the full year budget of \$1,042,494
- Lease Assistance revenue totals \$510,664 or 25% of the full year budget of \$2,042,655

#### Title and Other Government Grants:

- The application for the ESSER II grant (\$747,762 - multi year) has been approved. The 20% initial deposit has been received and applied to the revenue recognized as of 9/30/21
- The Consolidated Application (Title Grant - \$318,564) and the ARP (\$1,679,368 - multi year) applications have been submitted. They are currently under review.
- eRate reimbursements totaling \$7,182 have been appropriately recognized as revenue with the offsetting expenses for a zero net effect.

### Expenses

#### Salaries and Wages:

- Salaries and Wages total \$1,341,844 or 23% of the full year budget of \$5,910,874

#### Payroll Taxes and Fringe Benefits:

- Taxes and Benefits total \$365,962 or 21% of the full year budget of \$1,736,477

#### Professional Services:

- Professional Services total \$48,178 or 23% of the full year budget of \$213,600. Included in this category are legal fees, accounting and audit services, payroll processing charges and benefits administration.

#### Academic Consultants and Services:

- Academic Consultants and Services costs total \$22,100 or 18% of the full year budget of \$125,000. Shared Space, as well as substitute teachers are included in this category.

#### Curriculum and Classroom:

- Curriculum and Classroom costs total \$41,546 or 8% of the full year budget of \$491,646. This is substantially low due to only one month of full operation.

#### Recruitment and Development:

- Recruitment and Development costs total \$72,251 or 57% of the full year budget of \$127,000. This is due to spending the funds to recruit upfront.

#### General Administrative Expenses:

- Administrative costs total \$91,436 or 47% of the full year budge of \$194,400. The year-to-date utilization is at 47% due to covid-19 supplies and materials needed to be purchased for the school opening

#### General Insurance:

- General Insurance costs total \$32,983 or 44% of the full year budget of \$75,00. The year-to-date utilization is at 44% due to a few upfront payments and changes in the coverage.

#### Technology:

- Technology costs total \$77,656 or 56% of the full year budget of \$139,200. The year-to-date utilization is at 56% due to the monthly maintenance cost paid to CTS. The budget included salaries for an IT personnel which was supposed to replace this monthly cost

#### Occupancy:

- Occupancy costs total \$554,563 or 25% of the full year budget of \$2,218,254. Included in this category are rent and deferred rent.

#### Other:

- Miscellaneous and Other costs total \$21 or 3% of the yearly budget of \$600

### Net Operating Position

- The School's net operating poition before GAAP adjustments at September 30th is a surplus of \$ 19,967
- The School's net operating poition after GAAP adjustments of \$ 66,315 at Sep 30th is a surplus of \$ 86,282

# Charter High School for Law and Social Justice

## Statements of Financial Position

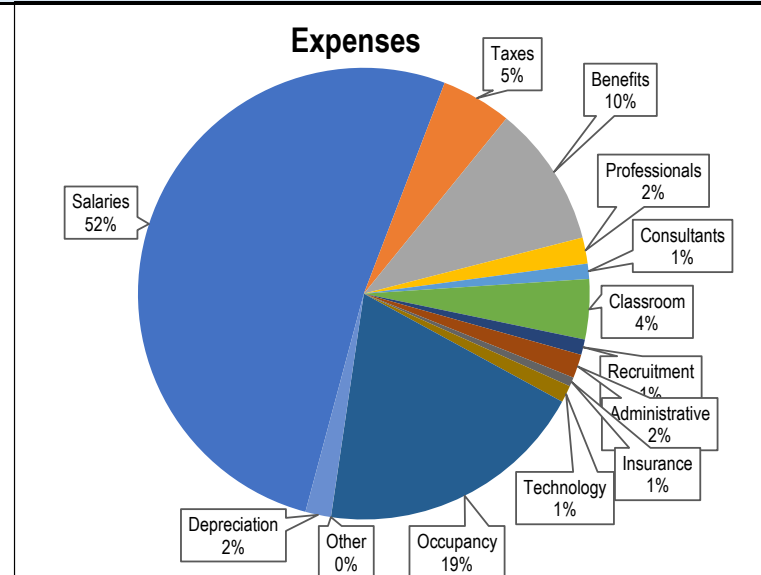
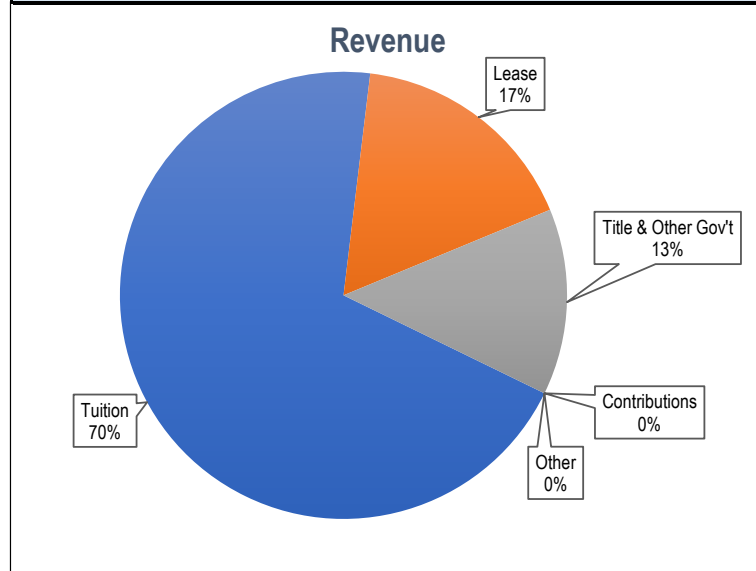
At Current Year-to-Date September 30, 2021, and June 30, 2021 and 2020

ASSETS	[unaudited] Year-to-Date 9/30/2021	June 30	
		[audited] 2021	[audited] 2020
<b>Current Assets:</b>			
Cash and cash equivalents - Unrestricted	\$ 4,590,148	\$ 3,760,175	\$ 2,992,175
Escrow - Restricted	100,686	100,673	75,605
Grants Receivable	-	179,229	203,885
Due from FOCHSLSJ	15,693	-	-
Per Pupil Receivable	72,141	72,141	45,097
Prepaid Expenses and Other Receivables	72,772	55,578	169,288
<b>Total current assets</b>	<b>4,851,439</b>	<b>4,167,796</b>	<b>3,486,049</b>
Fixed assets, Net	571,140	593,555	622,465
	<b>\$ 5,422,579</b>	<b>\$ 4,761,351</b>	<b>\$ 4,108,515</b>
<b>LIABILITIES and NET ASSETS</b>			
<b>Current liabilities:</b>			
Accrued Expenses and Other Accounts Payable	\$ 156,710	\$ 496,585	\$ 744,096
Deferred or Unearned Revenue	937,237	-	-
<b>Total current liabilities</b>	<b>1,093,947</b>	<b>496,585</b>	<b>744,096</b>
<b>Long-Term Liabilities:</b>			
Deferred Rent	659,678	615,778	313,394
SBA-PPP Loan	-	-	926,019
<b>Total Long-Term Liabilities</b>	<b>659,678</b>	<b>615,778</b>	<b>1,239,413</b>
<b>Net assets</b>			
Net Assets without Donor Restrictions	3,648,987	2,125,228	1,661,116
Change in net assets during current period	19,967	1,523,759	463,890
<b>Total net assets</b>	<b>3,668,955</b>	<b>3,648,987</b>	<b>2,125,006</b>
<b>TOTAL LIABILITIES and NET ASSETS</b>	<b>\$ 5,422,579</b>	<b>\$ 4,761,351</b>	<b>\$ 4,108,515</b>

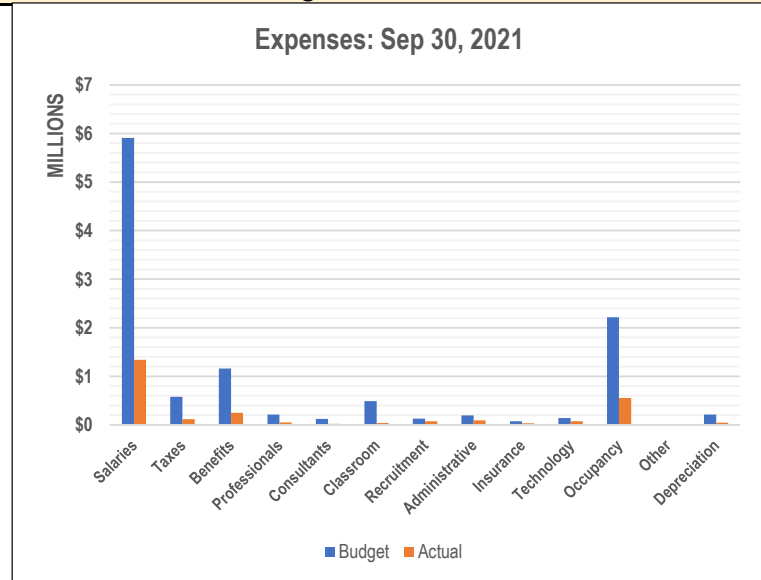
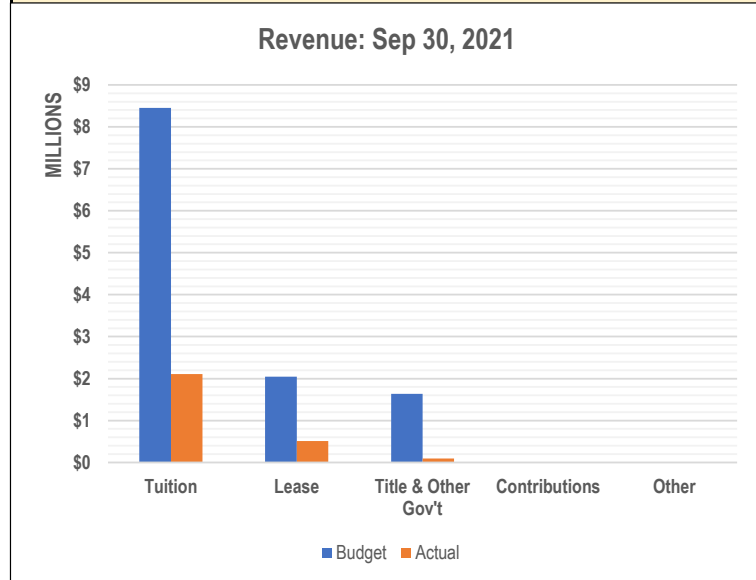
# Charter High School for Law and Social Justice

Fiscal Year 2021-22

## FISCAL YEAR 2020-21 Budget



## FISCAL YEAR 2020-21 YEAR-TO-DATE ACTUAL v Budget



## Summary Statements of Revenue, Support and Expenses

Current Fiscal Year-to-Date Compared to Projection

with Year End June 30, 2021 and 2020 Details

	Current Fiscal Year 2021-22 (unaudited)			June 30	
	Year-to-Date 9/30/2021	Full Year Budget	YTD as a % of Projection (YTD=25%)	[audited] 2021	[audited] 2020
<b>Total Revenue and Support</b>	<b>\$ 2,712,805</b>	<b>\$ 12,131,517</b>	<b>22%</b>	<b>\$ 11,699,790</b>	<b>\$ 10,438,138</b>
<b>Total Expenses</b>	<b>2,692,838</b>	<b>11,442,051</b>	<b>24%</b>	<b>10,176,031</b>	<b>9,974,248</b>
<i>Excess/(Deficit) of Revenue and Support over Expenses <u>before</u> GAAP Adjustments</i>	<i>\$ 19,967</i>	<i>\$ 689,466</i>	<i>3%</i>	<i>\$ 1,523,759</i>	<i>\$ 463,890</i>
<b>One-time adjustment</b>		<b>\$ 509,000</b>	<b>0%</b>		
<i>Revised excess/(Deficit) of Revenue and Support over Expenses <u>before</u> GAAP Adjustments</i>	<i>\$ 19,967</i>	<i>\$ 180,466</i>	<i>11%</i>	<i>\$ 1,523,759</i>	<i>\$ 463,890</i>
<b>GAAP Adjustments, net</b>	<b>66,315</b>	<b>385,599</b>	<b>17%</b>	<b>331,295</b>	<b>100,850</b>
<i>Excess/(Deficit) of Revenue and Support over Expenses <u>after</u> GAAP Adjustments</i>	<i>\$ 86,282</i>	<i>\$ 1,075,065</i>	<i>8%</i>	<i>\$ 1,855,054</i>	<i>\$ 564,740</i>
<b>Enrollment</b>	<b>440.00</b>	<b>440.00</b>	<b>100%</b>	<b>449.108</b>	<b>435.327</b>
<b>REVENUE and SUPPORT</b>					
Per Pupil Tuition	\$ 2,109,308	\$ 8,454,294	25%	\$ 8,249,958	\$ 8,053,984
Lease Assistance	510,664	2,042,655	25%	1,915,869	1,904,860
Title and Other Government Grants	92,821	1,634,568	6%	608,211	479,160
Donations and Contributions	0	-		1,130	-
Other	13	-		924,622	133
<b>TOTAL REVENUE and SUPPORT</b>	<b>2,712,805</b>	<b>12,131,517</b>	<b>22%</b>	<b>11,699,790</b>	<b>10,438,138</b>
<b>EXPENSES</b>					
<b>Personnel Costs:</b>					
Staff Salaries and Wages	1,341,844	5,910,874	23%	5,199,836	4,819,640
Payroll Taxes	115,262	577,177	20%	522,936	455,222
Fringe Benefits	250,700	1,159,300	22%	917,857	747,532
<b>Total Personnel Costs</b>	<b>1,707,806</b>	<b>7,647,351</b>	<b>22%</b>	<b>6,640,629</b>	<b>6,022,394</b>
<b>Other Than Personnel Costs:</b>					
Professional Services	48,178	213,600	23%	169,219	205,374
Academic Consultants and Services	22,100	125,000	18%	106,548	709,671
Curriculum and Classroom	41,546	491,646	8%	119,455	209,589
Recruitment and Development	72,251	127,000	57%	243,665	152,764
General Administrative Expenses	91,436	194,400	47%	152,215	224,366
General Insurance	32,983	75,000	44%	69,847	55,791
Technology	77,656	139,200	56%	280,659	188,445
Occupancy	554,563	2,218,254	25%	2,218,253	2,016,535
Other	21	600	3%	(2,597)	2,892
<b>Total Other Than Personnel Costs</b>	<b>940,734</b>	<b>3,584,700</b>	<b>26%</b>	<b>3,357,265</b>	<b>3,765,427</b>
Depreciation	44,298	210,000	21%	178,137	186,427
<b>TOTAL EXPENSES</b>	<b>2,692,838</b>	<b>11,442,051</b>	<b>24%</b>	<b>10,176,031</b>	<b>9,974,248</b>
<i>Excess/(Deficit) of Revenue and Support over Expenses <u>before</u> GAAP Adjustments</i>	<i>19,967</i>	<i>689,466</i>	<i>3%</i>	<i>1,523,759</i>	<i>463,890</i>
<i>GAAP Adjustments, net</i>	<i>66,315</i>	<i>385,599</i>	<i>17%</i>		
<i>Excess/(Deficit) of Revenue and Support over Expenses <u>after</u> GAAP Adjustments</i>	<i>\$ 86,282</i>	<i>\$ 1,075,065</i>	<i>8%</i>	<i>\$ 1,523,759</i>	<i>\$ 463,890</i>



# Charter High School for Law and Social Justice

## Detailed Statements of Revenue, Support and Expenses

Current Fiscal Year-to-Date Compared to Projection  
with Year End June 30, 2021 and 2020 Details

	Current Fiscal Year 2021-22 [unaudited]			June 30	
	Year-to-Date 9/30/2021	Full Year Budget	YTD as a % of Projection (YTD=25%)	[audited] 2021	[audited] 2020
<b>Total Revenue and Support</b>	\$ 2,712,805	\$ 12,131,517	22%	\$ 11,699,790	\$ 10,438,138
<b>Total Expenses</b>	2,692,838	11,442,051	24%	10,176,031	9,974,248
<i>Excess/(Deficit) of Revenue and Support over Expenses before GAAP Adjustments</i>	<i>\$ 19,967</i>	<i>\$ 689,466</i>	<i>3%</i>	<i>1,523,759</i>	<i>463,890</i>
<b>One-time adjustment</b>		\$ 509,000	0%		
<i>Revised excess/(Deficit) of Revenue and Support over Expenses before GAAP Adjustments</i>	<i>\$ 19,967</i>	<i>\$ 180,466</i>	<i>11%</i>	<i>1,523,759</i>	<i>463,890</i>
<b>GAAP Adjustments, net</b>	66,315	385,599	13%	331,295	100,850
<i>Excess/(Deficit) of Revenue and Support over Expenses after GAAP Adjustments</i>	<i>\$ 86,282</i>	<i>\$ 1,075,065</i>	<i>12%</i>	<i>\$ 1,855,054</i>	<i>\$ 564,740</i>
<b>Enrollment</b>	<b>440.00</b>	<b>440.00</b>	<b>100%</b>	<b>449.11</b>	<b>435.33</b>
<b>REVENUE and SUPPORT</b>					
<b>Per Pupil Tuition and Lease Assistance:</b>					
4101 - GenEd Tuition from NYCDOE	\$ 1,852,840	\$ 7,411,800	25%	\$ 7,234,331	\$ 7,037,169
4102 - SpEd Tuition from NYCDOE	256,468	1,042,494	25%	1,015,628	980,816
4130 - Lease Assistance from NYCDOE	510,664	2,042,655	25%	1,915,869	1,904,860
4104 - Per Pupil Supplement	-	-		-	-
4101(a) and (b) - Tuition from other School Districts	-	-		-	36,000
<b>Total Per Pupil Tuition and Lease Assistance</b>	<b>2,619,971</b>	<b>10,496,949</b>	<b>26%</b>	<b>10,165,827</b>	<b>9,958,844</b>
<b>Title and other Government Grants:</b>					
4201 - Title IA	0	227,000	0%	227,779	226,447
4202 - Title IIA	-	34,000	0%	31,382	32,109
4203 - Title IVA	-	17,500	0%	17,656	14,933
4105 - Stimulus	-	-		-	93,615
4210 - CSP	-	-		-	-
4215 - Cares Act Grant	85,639	1,212,768	7%	213,223	-
4230 - IDEA Special Needs	-	54,000	0%	54,919	37,128
4120 - NYSTL	-	39,300	0%	-	34,934
4220 - eRate	7,182	50,000	14%	63,252	39,994
<b>Total Title and other Government Grants</b>	<b>92,821</b>	<b>1,634,568</b>	<b>6%</b>	<b>608,211</b>	<b>479,160</b>
<b>Donations and Contributions:</b>					
4305 - Unrestricted Donations and Contributions	0	-		1,130	-
4401 - Fundraising Events	-	-		-	-
<b>Total Donations and Contributions</b>	<b>0</b>	<b>-</b>		<b>1,130</b>	<b>-</b>
<b>Other:</b>					
4501 - Interest and Dividends	13	-		68	133
4602 - In-Kind Contributions	-	-		-	-
4603 - Donated Services	-	-		-	-
4610 - SBA PPP Funds	-	-		924,554	-
<b>Total Other</b>	<b>13</b>	<b>-</b>	<b>18%</b>	<b>924,622</b>	<b>133</b>
<b>TOTAL REVENUE and SUPPORT</b>	<b>\$ 2,712,805</b>	<b>12,131,517</b>	<b>26%</b>	<b>\$ 11,699,790</b>	<b>\$ 10,438,138</b>
<b>EXPENSES</b>					
<b>Personnel Expenses</b>					
<b>Salaries and Wages</b>					
<b>Administrative Staff:</b>					
5105 - Executive Director	58,195	232,780	25%	226,246	223,077

# Charter High School for Law and Social Justice

## Detailed Statements of Revenue, Support and Expenses

Current Fiscal Year-to-Date Compared to Projection  
with Year End June 30, 2021 and 2020 Details

	Current Fiscal Year 2021-22 [unaudited]			June 30	
	Year-to-Date 9/30/2021	Full Year Budget	YTD as a % of Projection (YTD=25%)	[audited] 2021	[audited] 2020
<b>Total Revenue and Support</b>	\$ 2,712,805	\$ 12,131,517	22%	\$ 11,699,790	\$ 10,438,138
<b>Total Expenses</b>	2,692,838	11,442,051	24%	10,176,031	9,974,248
<i>Excess/(Deficit) of Revenue and Support over Expenses before GAAP Adjustments</i>	<i>\$ 19,967</i>	<i>\$ 689,466</i>	<i>3%</i>	<i>1,523,759</i>	<i>463,890</i>
<b>One-time adjustment</b>		\$ 509,000	0%		
<i>Revised excess/(Deficit) of Revenue and Support over Expenses before GAAP Adjustments</i>	<i>\$ 19,967</i>	<i>\$ 180,466</i>	<i>11%</i>	<i>1,523,759</i>	<i>463,890</i>
<b>GAAP Adjustments, net</b>	66,315	385,599	13%	331,295	100,850
<i>Excess/(Deficit) of Revenue and Support over Expenses after GAAP Adjustments</i>	<i>\$ 86,282</i>	<i>\$ 1,075,065</i>	<i>12%</i>	<i>\$ 1,855,054</i>	<i>\$ 564,740</i>
<b>Enrollment</b>	<b>440.00</b>	<b>440.00</b>	<b>100%</b>	<b>449.11</b>	<b>435.33</b>
5110 - Director of Operations					
5120 - Operations Staff					
5125 - Parent Coordinator					
5130 - Director of Finance					
5132 - Director of HR					
5135 - Director of IT					
5150 - School Aide/Security					
5160 - Chief of Staff					
<b>Total Administrative Staff</b>	<b>188,207</b>	<b>741,571</b>	<b>47%</b>	<b>548,702</b>	<b>513,986</b>
<b>Instructional Oversight Staff:</b>					
5201 - Principal					
5210 - Assistant Principal	146,667	693,000	21%	351,450	380,692
5212 - Director of SPED					
5220 - Guidance Counselor	89,546	420,692	21%	270,602	233,840
5225 - Social Worker	-	-		-	-
5230 - Director of College					
5245 - Associate Dean	92,666	288,850	32%	334,092	290,856
5250 - SPED Coordinator					
<b>Total Academic Oversight Staff</b>	<b>402,171</b>	<b>1,788,542</b>	<b>33%</b>	<b>1,218,210</b>	<b>1,148,895</b>
<b>Instructional Staff:</b>					
5310 - Teachers - ELA	89,642	666,324	13%	645,918	541,983
5315 - Teachers - Math	73,616	590,786	12%	605,337	497,096
5320 - Teachers - Social Studies	62,939	401,990	16%	393,899	351,734
5325 - Teachers - Science	72,237	340,275	21%	351,760	299,136
5330 - Foreign Languages	18,272	216,215	8%	200,686	205,411
5335 - Teachers - Physical Education / Health	38,519	269,324	14%	262,321	257,024
5345 - Teachers - The Arts	34,059	180,975	19%	178,023	199,723
5350 - Teachers - SPED	46,142	312,437	15%	306,487	294,677
5355 - Teachers - Law	12,444	-	14%	85,305	81,196
5365 - Teachers - SAT/Freshman Seminar	21,056	-		80,286	75,848
5370 - Teachers - Substitute	5,016	72,572	7%	4,473	24,600
5375 - Teachers - Intervention	32,500	-		111,721	40,320
<b>Total Instructional Staff</b>	<b>506,440</b>	<b>3,138,761</b>	<b>16%</b>	<b>3,226,216</b>	<b>2,868,749</b>
<b>Incentives and Special Programs:</b>					
5410 - Stipends	53,226	45,000	118%	67,409	211,838
5420 - Summer Bridge Program	12,000	26,500	45%	3,000	45,598
5425 - Summer School	178,926	125,000	143%	106,522	

# Charter High School for Law and Social Justice

## Detailed Statements of Revenue, Support and Expenses

Current Fiscal Year-to-Date Compared to Projection  
with Year End June 30, 2021 and 2020 Details

	Current Fiscal Year 2021-22 [unaudited]			June 30	
	Year-to-Date	Full Year	YTD as a %	[audited]	[audited]
	9/30/2021	Budget	of Projection (YTD=25%)	2021	2020
<b>Total Revenue and Support</b>	\$ 2,712,805	\$ 12,131,517	22%	\$ 11,699,790	\$ 10,438,138
<b>Total Expenses</b>	2,692,838	11,442,051	24%	10,176,031	9,974,248
<i>Excess/(Deficit) of Revenue and Support over Expenses before GAAP Adjustments</i>	<i>\$ 19,967</i>	<i>\$ 689,466</i>	<i>3%</i>	<i>1,523,759</i>	<i>463,890</i>
<b>One-time adjustment</b>		\$ 509,000	0%		
<i>Revised excess/(Deficit) of Revenue and Support over Expenses before GAAP Adjustments</i>	<i>\$ 19,967</i>	<i>\$ 180,466</i>	<i>11%</i>	<i>1,523,759</i>	<i>463,890</i>
<b>GAAP Adjustments, net</b>	66,315	385,599	13%	331,295	100,850
<i>Excess/(Deficit) of Revenue and Support over Expenses after GAAP Adjustments</i>	<i>\$ 86,282</i>	<i>\$ 1,075,065</i>	<i>12%</i>	<i>\$ 1,855,054</i>	<i>\$ 564,740</i>
<b>Enrollment</b>	<b>440.00</b>	<b>440.00</b>	<b>100%</b>	<b>449.11</b>	<b>435.33</b>
5430 - Saturday Academy Regents Prep	875	45,500	2%	8,778	3,575
5440 - Bonus	-	-		21,000	27,000
<b>Total Incentives and Special Programs</b>	<b>245,027</b>	<b>242,000</b>	<b>87%</b>	<b>206,709</b>	<b>288,011</b>
<b>Total Salaries and Wages</b>	<b>1,341,844</b>	<b>5,910,874</b>	<b>26%</b>	<b>5,199,836</b>	<b>4,819,640</b>
<b>Payroll Taxes and Fringe Benefits</b>					
<b>Payroll Taxes:</b>					
5510 - Employer FICA (SS and Medicare)	98,042	433,976	23%	391,224	372,578
5505 - Unemployment Insurance	10,114	65,844	15%	50,150	50,838
5530 - Disability Insurance	(1,896)	2,500	-76%	16,597	(1,936)
5610 - Workers Compensation Insurance	9,002	69,857	13%	63,833	31,912
5515 - MCTMT Tax	-	5,000	0%	1,084	1,830
5501 - FUTA	-			48	
<b>Total Payroll Taxes</b>	<b>115,262</b>	<b>577,177</b>	<b>24%</b>	<b>522,936</b>	<b>455,222</b>
<b>Fringe Benefits:</b>					
5601 - Health Insurance (Medical, Dental and Vision)	221,857	1,007,638	22%	838,580	695,947
5702 - Employer Retirement Plan Match	21,840	121,662	18%	54,162	18,922
5615 - STD, LTD and Life Insurance	6,553	30,000	22%	24,470	17,505
5630 - HRA	450			645	15,158
<b>Total Fringe Benefits</b>	<b>250,700</b>	<b>1,159,300</b>	<b>27%</b>	<b>917,857</b>	<b>747,532</b>
<b>Total Payroll Taxes and Fringe Benefits</b>	<b>365,962</b>	<b>1,736,477</b>	<b>26%</b>	<b>1,440,792</b>	<b>1,202,754</b>
<b>Total Compensation (Salaries, Wages, Taxes and Benefits)</b>	<b>1,707,806</b>	<b>7,647,351</b>	<b>26%</b>	<b>6,640,629</b>	<b>6,022,394</b>
<b>Other Than Personnel Expenses</b>					
<b>Professional Services:</b>					
6301 - Accounting and Bookkeeping	26,750	105,000	25%	117,123	111,120
6301 - Audit		28,000	0%		
6321 - Legal	1,755	20,000	9%	13,760	27,524
5701 - Benefits Administrators and Consultants	1,369	6,000	23%	5,748	526
6305 - Payroll	3,354	15,600	21%	12,498	10,859
6330 - Fundraising and Grant Writing	-	9,000	0%	-	-
6390 - Startup Consulting	-	-		-	11,500
6380 - Other Professional Services	14,950	30,000	50%	20,090	43,846
<b>Total Professional Services</b>	<b>48,178</b>	<b>213,600</b>	<b>24%</b>	<b>169,219</b>	<b>205,374</b>
<b>Academic Consultants and Services:</b>					
6310 - Educational Partner Organizations	22,100	100,000	22%	99,350	480,533
6370 - Culture Consultants	-	-		-	3,500

# Charter High School for Law and Social Justice

## Detailed Statements of Revenue, Support and Expenses

Current Fiscal Year-to-Date Compared to Projection  
with Year End June 30, 2021 and 2020 Details

	Current Fiscal Year 2021-22 [unaudited]			June 30	
	Year-to-Date	Full Year	YTD as a % of Projection (YTD=25%)	[audited]	[audited]
	9/30/2021	Budget		2021	2020
<b>Total Revenue and Support</b>	\$ 2,712,805	\$ 12,131,517	22%	\$ 11,699,790	\$ 10,438,138
<b>Total Expenses</b>	2,692,838	11,442,051	24%	10,176,031	9,974,248
<i>Excess/(Deficit) of Revenue and Support over Expenses before GAAP Adjustments</i>	<i>\$ 19,967</i>	<i>\$ 689,466</i>	<i>3%</i>	<i>1,523,759</i>	<i>463,890</i>
<b>One-time adjustment</b>		\$ 509,000	0%		
<i>Revised excess/(Deficit) of Revenue and Support over Expenses before GAAP Adjustments</i>	<i>\$ 19,967</i>	<i>\$ 180,466</i>	<i>11%</i>	<i>1,523,759</i>	<i>463,890</i>
<b>GAAP Adjustments, net</b>	66,315	385,599	13%	331,295	100,850
<i>Excess/(Deficit) of Revenue and Support over Expenses after GAAP Adjustments</i>	<i>\$ 86,282</i>	<i>\$ 1,075,065</i>	<i>12%</i>	<i>\$ 1,855,054</i>	<i>\$ 564,740</i>
<b>Enrollment</b>	<b>440.00</b>	<b>440.00</b>	<b>100%</b>	<b>449.11</b>	<b>435.33</b>
6395 - Science Consulting Services	-	-		-	142,540
6350 - Substitute Services	-	25,000	0%	7,198	83,098
<b>Total Academic Consultants and Services</b>	<b>22,100</b>	<b>125,000</b>	<b>18%</b>	<b>106,548</b>	<b>709,671</b>
<b>Curriculum and Classroom:</b>					
7101 - Classroom Supplies	12,846	21,377	60%	16,910	2,201
7105 - Classroom Furniture and Equipment (Non-Asset)	-	3,268	0%	137	2,052
7115 - ELA Supplies & Materials	2,988	10,000	30%	2,933	6,985
7117 - Subscriptions/Dues	8,529	25,000	34%	20,774	13,720
7120 - Math Supplies & Materials	-	5,000	0%	-	-
7125 - Social Studies Supplies & Materials	-	2,000	0%	-	-
7130 - Science Supplies & Materials	1,200	2,000	60%	150	1,964
7135 - Foreign Language Supplies & Materials	390	2,352	17%	1,650	558
7136 - Art Supplies & Materials	450	35,000	1%	-	-
7140 - College Advisement Supplies & Materials	-	18,529	0%	1,592	7,669
7145 - Phys Ed Supplies & Materials	776	10,000	8%	-	3,594
7150 - Special Education Supplies & Materials	-	1,000	0%	-	-
7155 - Saturday Academy Regents Prep Supplies	-	5,000	0%	-	-
7160 - Assessment Supplies and Materials	-	20,000	0%	-	-
7165 - Field Trips	2,755	50,000	6%	-	14,807
7166 - Student Transportation	-	10,040	0%	-	8,040
7170 - Extracurricular Activities	3,131	50,000	6%	2,961	11,610
7175 - Enrichment Programs	-	50,000	0%	-	36,768
7176 Intensive Programming	-	25,000	0%	-	-
7177 - Summer Bridge	5,500	25,000	22%	10,340	26,449
7180 - Student Rewards	2,496	9,713	26%	4,016	6,213
7181 - Senior Activities Supplies & Materials	485	50,000	1%	53,134	15,437
7185 - Scholarship/Uniforms	-	20,000	0%	3,234	16,521
7190 -Parent Programs	-	2,067	0%	1,625	67
7195 - NYSTL Expense	-	39,300	0%	-	34,934
<b>Total Curriculum and Classroom</b>	<b>41,546</b>	<b>491,646</b>	<b>27%</b>	<b>119,455</b>	<b>209,589</b>
<b>Recruitment and Development:</b>					
6520 - Staff Recruitment	339	30,000	1%	14,301	1,101
6502 - Student Recruitment	25,645	15,000	171%	5,200	1,155
6401 - Instructional Staff Professional Development	42,008	60,000	70%	221,994	142,688
6410 - Non-Instructional Staff Professional Development	2,341	10,000	23%	856	7,701
6420 - Board Development	1,918	12,000	16%	1,314	120
<b>Total Recruitment and Development</b>	<b>72,251</b>	<b>127,000</b>	<b>23%</b>	<b>243,665</b>	<b>152,764</b>

# Charter High School for Law and Social Justice

## Detailed Statements of Revenue, Support and Expenses

Current Fiscal Year-to-Date Compared to Projection  
with Year End June 30, 2021 and 2020 Details

	Current Fiscal Year 2021-22 [unaudited]			June 30	
	Year-to-Date	Full Year	YTD as a % of Projection (YTD=25%)	[audited]	[audited]
	9/30/2021	Budget		2021	2020
<b>Total Revenue and Support</b>	\$ 2,712,805	\$ 12,131,517	22%	\$ 11,699,790	\$ 10,438,138
<b>Total Expenses</b>	2,692,838	11,442,051	24%	10,176,031	9,974,248
<i>Excess/(Deficit) of Revenue and Support over Expenses before GAAP Adjustments</i>	<i>\$ 19,967</i>	<i>\$ 689,466</i>	<i>3%</i>	<i>1,523,759</i>	<i>463,890</i>
<b>One-time adjustment</b>		\$ 509,000	0%		
<i>Revised excess/(Deficit) of Revenue and Support over Expenses before GAAP Adjustments</i>	<i>\$ 19,967</i>	<i>\$ 180,466</i>	<i>11%</i>	<i>1,523,759</i>	<i>463,890</i>
<b>GAAP Adjustments, net</b>	66,315	385,599	13%	331,295	100,850
<i>Excess/(Deficit) of Revenue and Support over Expenses after GAAP Adjustments</i>	<i>\$ 86,282</i>	<i>\$ 1,075,065</i>	<i>12%</i>	<i>\$ 1,855,054</i>	<i>\$ 564,740</i>
<b>Enrollment</b>	<b>440.00</b>	<b>440.00</b>	<b>100%</b>	<b>449.11</b>	<b>435.33</b>
<b>General Administrative Expenses:</b>					
6101 - Office Supplies	12,201	54,000	23%	27,104	76,265
8201 - Telephone and Fax	3,668	19,200	19%	12,263	11,241
6102 - Copy Paper	-	-		-	-
6105 - Furniture and Equipment (Non-Capitalized)	11,811	10,000	118%	6,699	3,488
6110 - Postage	1,300	15,600	8%	10,104	16,172
6115 - Copy Machine Lease	3,504	26,400	13%	16,434	24,504
6125 - Staff Transportation	3,229	2,500	129%	(265)	541
6130 - Team Building / Staff Appreciation	11,584	27,000	43%	41,920	21,290
6140 - Due and Subscriptions	17,253	35,700	48%	32,759	20,406
6150 - Student Meals	-	1,000	0%	-	1,024
6160 - Offsite Storage Facility Rental	667	3,000	22%	2,889	1,819
6601 - Fundraising	-	-		-	-
6170 - COVID-9 Supplies and Materials	26,219	-		2,308	47,615
<b>Total General Administrative Expenses</b>	<b>91,436</b>	<b>194,400</b>	<b>50%</b>	<b>152,215</b>	<b>224,366</b>
<b>General Insurance:</b>					
6201 - General Insurance	32,983	75,000	44%	69,847	55,791
<b>Total General Insurance</b>	<b>32,983</b>	<b>75,000</b>	<b>46%</b>	<b>69,847</b>	<b>55,791</b>
<b>Technology:</b>					
8205 - Internet Connectivity Expense	18,971	60,000	32%	66,533	45,066
8210 - Network Maintenance/Tech Support Services	28,593	-		108,903	59,025
8215 - Database Services	20,525	48,000	43%	50,539	54,038
8220 - Website Consultants/Expenses	510	6,000	8%	510	8,724
8225 - Technology Equipment & Supplies	1,301	12,000	11%	43,860	6,712
8230 - Software Subscription	6,785	6,000	113%	5,970	13,652
8260 - Accounting Software Subscription	972	7,200	14%	4,345	1,226
<b>Total Technology</b>	<b>77,656</b>	<b>139,200</b>	<b>27%</b>	<b>280,659</b>	<b>188,445</b>
<b>Occupancy:</b>					
8101 - DOE Lease Payments	510,664	2,042,655	25%	1,915,869	1,904,860
8102 - Deferred Rent	43,900	175,599	25%	302,385	111,675
8103 - Rent In-Kind	-	-		-	-
8120 - Janitorial	-	-		-	-
8140 - Repairs & Maintenance	-	-		-	-
<b>Total Occupancy</b>	<b>554,563</b>	<b>2,218,254</b>	<b>25%</b>	<b>2,218,253</b>	<b>2,016,535</b>
<b>Other:</b>					
8801 - Bank Fees and Charges	21	600	3%	(1,635)	1,593
8810 - Taxes and Fees	-	-		(961)	-

# Charter High School for Law and Social Justice

## Detailed Statements of Revenue, Support and Expenses

Current Fiscal Year-to-Date Compared to Projection  
with Year End June 30, 2021 and 2020 Details

	Current Fiscal Year 2021-22 [unaudited]			June 30	
	Year-to-Date	Full Year	YTD as a %	[audited]	[audited]
	9/30/2021	Budget	of Projection (YTD=25%)	2021	2020
Total Revenue and Support	\$ 2,712,805	\$ 12,131,517	22%	\$ 11,699,790	\$ 10,438,138
Total Expenses	2,692,838	11,442,051	24%	10,176,031	9,974,248
Excess/(Deficit) of Revenue and Support over Expenses <i>before</i> GAAP Adjustments	\$ 19,967	\$ 689,466	3%	1,523,759	463,890
One-time adjustment		\$ 509,000	0%		
Revised excess/(Deficit) of Revenue and Support over Expenses <i>before</i> GAAP Adjustments	\$ 19,967	\$ 180,466	11%	1,523,759	463,890
GAAP Adjustments, net	66,315	385,599	13%	331,295	100,850
Excess/(Deficit) of Revenue and Support over Expenses <i>after</i> GAAP Adjustments	\$ 86,282	\$ 1,075,065	12%	\$ 1,855,054	\$ 564,740
Enrollment	440.00	440.00	100%	449.11	435.33
9100 - Bad Debt	-	-			1,299
9000 - Loss on Disposal of Assets	-	-			
Total Other	21	600	100%	(2,597)	2,892
Depreciation	44,298	210,000	21%	178,137	186,427
TOTAL EXPENSES	2,692,838	11,442,051	24%	10,176,031	9,974,248
Excess/(Deficit) of Revenue and Support over Expenses - BUDGET Basis	\$ 19,967	\$ 689,466	3%	\$ 1,523,759	\$ 463,890
GAAP Adjustments					
Add:					
Depreciation	44,298	210,000	21%	178,137	186,427
Deferred Rent	43,900	175,599	25%	302,385	111,675
Less:					
Capital Expenditures	21,883			149,227	197,252
Total GAAP Adjustments	66,315	385,599	17%	331,295	100,850
Excess/(Deficit) of Revenue and Support over Expenses - OPERATING Basis	\$ 86,282	\$ 1,075,065	8%	\$ 1,855,054	\$ 564,740



# Charter High School for Law and Social Justice

Statement of Cashflow from October 1, 2021 - December 31, 2021

	<u>Oct-21</u>	<u>Nov-21</u>	<u>Dec-21</u>	<u>Total</u>
Cash Balance (Unrestricted) @ 9/30/2021	4,590,148	5,415,424	4,494,053	4,590,148
NYC public school district	1,746,647		1,746,647	3,493,294
Federal Title Grants				-
<b>TOTAL CASH AVAILABLE</b>	<b>6,336,795</b>	<b>5,415,424</b>	<b>6,240,700</b>	<b>8,083,442</b>
<b>COMPENSATION EXPENSE</b>				
Personel Cost (Gross Salaries)	492,573	492,573	492,573	1,477,719
Payroll Taxes and Fringe	145,206	145,206	145,206	435,619
<b>TOTAL COMPENSATION EXPENSE</b>	<b>637,779</b>	<b>637,779</b>	<b>637,779</b>	<b>1,913,338</b>
<b>Other Than Personnel Costs - Ongoing</b>				
Professional Services	27,717	27,717	27,717	83,150
Academic Consultants and Services	6,833	6,833	6,833	20,500
Curriculum and Classroom	40,970	40,970	40,970	122,911
Recruitment and Development	3,750	3,750	3,750	11,250
General Administrative Expenses	14,650	14,650	14,650	43,950
General Insurance	6,250	6,250	6,250	18,750
Technology	13,200	13,200	13,200	39,600
Occupancy	170,221	170,221	170,221	510,664
Current Accounts Payable	156,710			156,710
<b>Total Other Than Personnel Costs - Ongoing</b>	<b>283,592</b>	<b>283,592</b>	<b>283,592</b>	<b>850,775</b>
<b>TOTAL CASH OUTFLOWS</b>	<b>921,371</b>	<b>921,371</b>	<b>921,371</b>	<b>2,764,113</b>
<b>TOTAL OPERATING CASH BALANCE - PROJECTED</b>	<b>5,415,424</b>	<b>4,494,053</b>	<b>5,319,329</b>	<b>5,319,329</b>
Days of cash on hand	178.78	148.36	175.60	

**2020-21 FINANCIAL PERFORMANCE**

As of Month Ending:	09/30/2021	
Cash (w/o escrow):	\$4,590,148.00	Target days of cash:
Days of Cash on Hand:	151.5	
	Actual	
Income	\$2,712,805.00	
Expenses	\$2,692,838.00	
Profit/(Loss)	\$19,967.00	
Total Net Assets	\$5,422,579.00	
Total Net Liabilities	\$1,753,625.00	
Debt Ratio (Liabilities/Assets)	0.32	

ber 2021 BOT Meeting

60	Benchmarks/Notes on funds
Annual Budget	Variance or Projected Variance
\$12,131,517.00	\$9,418,712.00
\$11,951,051.00	\$9,258,213.00
<b>\$180,466.00</b>	<b>\$160,499.00</b>
	Target: Debt Ratio>1

**2021-22 STUDENT E**

GRADE	SEPT	OCT	NOV	DEC	JAN	FEB	MAR
9	125						
10	115						
11	101						
12	100						
<b>TOTAL</b>	<b>441</b>	<b>0</b>	<b>0</b>	<b>0</b>	<b>0</b>	<b>0</b>	<b>0</b>
<b>TARGET</b>	<b>450</b>	<b>450</b>	<b>450</b>	<b>450</b>	<b>450</b>	<b>450</b>	<b>450</b>
<b>VARIANCE</b>	<b>9</b>	<b>450</b>	<b>450</b>	<b>450</b>	<b>450</b>	<b>450</b>	<b>450</b>

**2021-22 STUDENT ATTE**

GRADE	SEPT	OCT	NOV	DEC	JAN	FEB
<b>Total</b>	<b>86%</b>					

**22: % OF STUDENTS WHO ARE CHRONICALLY ABSENT (> THAN 10% OF T**

	YTD
High School	
SWD	
ELL	
FRL	
Homeless	
General Education	

**RE-ENROLLMEN**

Student Group
All Students
SWD
ELL
FRL

**21-22 STUDENT SUSPENSIONS**

	YTD	
	In	Out
Number of High School Suspensions	0	0
Total # Days of Suspension HS	0	0
% of HS Population with at least 1 Susp	0	0
% of Total Population with at least 1 Susp	0	0

tember 2021

ENROLLMENT					
APR	MAY	JUNE	7/1/2021(Projections)	August	
				120	
				100	
				100	
				100	
0	0	0	0	420	
450	450	450	450	450	
450	450	450	450	30	

ENROLLANCE (% of PS )					
MAR	APR	MAY	JUNE		TOTAL

ENROLL (19-20 -> 20-21)
% Re-Enrolled
96%
99%
99%
96%

2021-22 STUDENT DEMOGRAPHICS (% of Population)			
	CHSLSJ		CSD 10
% Subgroup	As of 2020 BEDS	2019 BED	HS
Male	23%		
Female	77%		
SWD			
ELL	19%		
FRL	93%		
Homeless	2%		
Asian			
Black/African American	13%		
Hispanic/Latino	82%		
MultiRacial/Other	5.00%		
White			
% CSD 10			
% outside CSD 10			

FTE
FTE T
A
S

2021-22 NUMBER OF STUDENTS							
GRADE	AUG-SEPT	OCT	NOV	DEC	JAN	FEB	MAR
9	16						
10	5						
11	4						
12	2						
<b>Total</b>	<b>27</b>	<b>0</b>	<b>0</b>	<b>0</b>	<b>0</b>	<b>0</b>	<b>0</b>

2021-22# OF STUDENT WITHDRAWALS BY REASON	
Reason	YTD
Moved outside NYC	5
Dissatisfied	1
Special Education Needs	
Left for more selective school	3
Other/Unknown	18
Expelled	

21-22 STAFF		
STAFF VACANCIES as of <b>September</b>		
No New Hires in September No Vacancies		
STAFF COMPOSITION		
	<b>September</b>	
CATEGORY	#	%
Teachers (Certified)	25	38%
Teachers (Uncertified)	14	22%
Assistant Teachers	0	0%
Administrators	14	22%
Other Staff	12	18%
<b>Total Staff</b>	<b>65</b>	<b>100%</b>
Student Teachers	8	

STUDENT WITHDRAWALS					
APR	MAY	JUNE	TOTAL		TOTAL REPLACED
			0		
			0		
			0		
			0		
<b>0</b>	<b>0</b>	<b>0</b>			

Total	27
-------	----





**21-22 HIGH SCHOOL REGENT COURSE PERFORMANCE**

REGENT SUBJECT	Q1		Q 2		Q 3	
	Students in the cl	%Pass	Students in the cl	%Pass	Students in the cl	%Pass
ALGEBRA I						
ALGEBRA II						
CHEMISTRY						
EARTH SCIENCE						
ENGLISH III						
GEOMETRY						
GLOBAL II						
US HISTORY						
LIVING ENVIRONMENT						
PHYSICIS						

**21-22 HIGH SCHOOL STAR ASSESSMENT PERFORMANCE**

	Grade 9		Grade 10		Grade 11	
	ELA	Math	ELA	Math	ELA	Math
Baseline % at Grade Level	4%	14%	4%	25%	13%	22%
Percent at Cusp	20%	15%	16%	18%	10%	9%
Midline (February) % at Grade Level						
Percent at Cusp						
Final (June) % at Grade Level						
Percent at Cusp						

**ENTS IN A COHORT, IN THE AGGREGATE AND DISAGGREGATED BY SUBGROUP THAT HAVE**

<b>As of September</b>	<b># in Cohort</b>	<b>% Passing 3 of 5</b>
All Students	88	
SWD	11	
ELL	9	
FRL	76	
Black/African American		

% of Seniors W
% of Seniors Ac
% of Seniors M
% of Students w
% of Students w
% of students w
% of students w



Hispanic/Latino		
-----------------	--	--

% of students w
% of students w

Percent of Graduation Cohort Passing Regents Exam as of September 2021					
	Math	Science	English	History	Other
Class of 2022					
Class of 2023					
Class of 2024					

Percent of G
Class c
Class c

who graduate from college in 7 years		
who drop out of college		

Graduation Cohort Enrolled in One or More College Courses or AP courses			
	1 Course	2 Courses	3 or More Courses
of 2022			
of 2023			

Credit Accumulation of Graduation Cohort		
	As of Sept. 2021	
Class of 2022: % with at least 33 credits	88%	
Class of 2023: % with at least 22 credits	85%	
Class of 2024: % with at least 11 credits	86%	
Class of 2025: % with at least 11 credits		

HIGH SCHOOL
Reg

% of Graduation Cohort Enrolled in One or More AP Courses		
	1 AP	2 AP or more
Class of 2022		
Class of 2023		
Class of 2024		

Class of 2022
Class of 2023
Class of 2024
Class of 2025

HIGH SCHOOL GRADUATION: Graduation Rates of Cohorts (%)		
	Class of 2021	Class of 2022
4-Year Graduation Rate, All Students	100%	
4-Year Graduation Rate, ELLs		
4-Year Graduation Rate, FRL		
4-Year Graduation Rate, SWD		
5-Year Graduation Rate, All Students		N/A
5-Year Graduation Rate, ELLs		N/A
5-Year Graduation Rate, FRL		N/A
5-Year Graduation Rate, SWD		N/A

Pe
Per

LOCAL GRADUATION: Graduation Rates of Cohorts By Type of Diploma (%)		
	Class 2021	Class 2022
Local Diploma	0.00%	
Regents Diploma	91.00%	
Regents Diploma with Adv Designation	9.00%	

% of Class that participated in a Law course	

PREDICTED HIGH SCHOOL GRADUATION: as June 2022	
	Class of 2022
# of student in class	87
percentage graduating for June 2022	
percentage graduating for August 2022	